

12-BAR BLUES for Novice Ukulele Players



UKULELE CLUB LIVERPOOL



Explore licks, tricks, turnarounds,
picking patterns and how to shuffle



★ ★ ★ ★ ★ www.ukuleleclub.org.uk ★ ★ ★ ★ ★

Arranged for soprano, concert & tenor ukulele in standard C tuning

By E. Kinsella

©UkuleleClubLiverpool



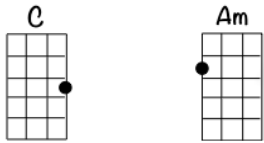
12 BAR BLUES

C /// (1)	C /// (2)	C /// (3)	C /// (4)
F /// (5)	F /// (6)	C /// (7)	C /// (8)
G /// (9)	F /// (10)	C /// (11)	G /// (12)

STRUMMING PATTERNS WITH ADDITIONAL MINORS:

1 + a 2 + a 3 + a 4 + a 1 + a 2 + a 3 + a 4 + a
 ↓ ↑ ↓ ↑ ↓ ↑ ↓ ↑ ↓ ↑ ↓ ↑ ↓ ↑

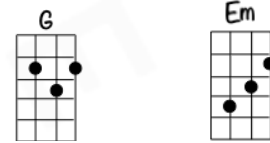
C Major + A Minor



F Major + D Minor



G Major + E Minor



TURNAROUNDS:

1 + 2 + 3 + 4 +

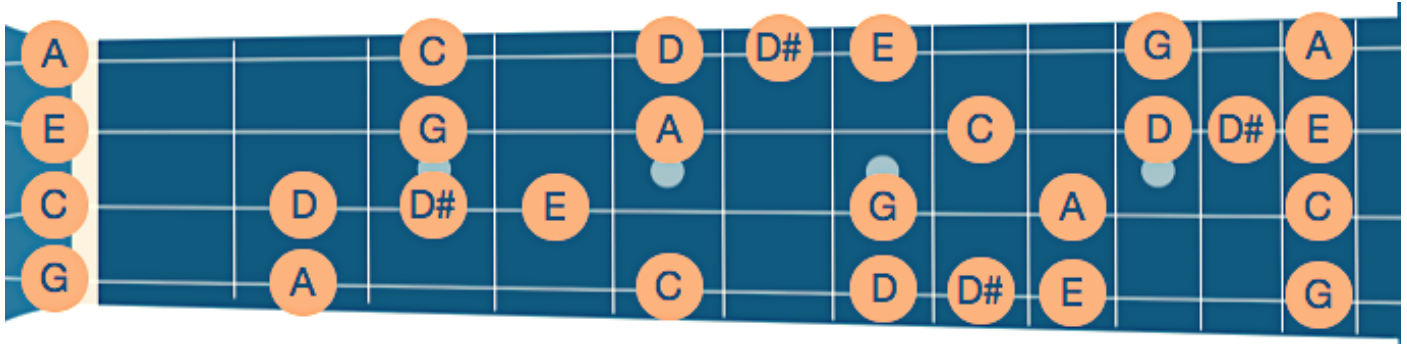
1 + 2 + 3 + 4 +

First turnaround diagram showing fret numbers for strings A, E, C, G and strumming directions (↓ ↑ ↓ ↑ ↓ ↑ ↓ ↑).

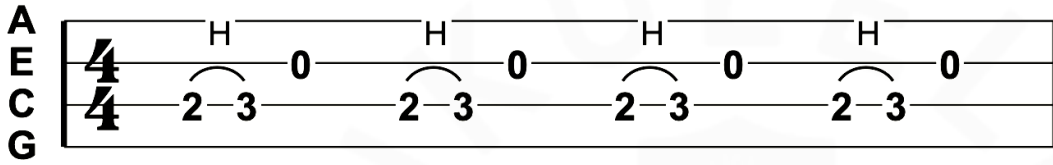
Second turnaround diagram showing fret numbers for strings A, E, C, G and strumming directions (↑ ↓ ↑ ↓ ↑ ↓ ↑ ↓).

PENTATONIC SCALE:

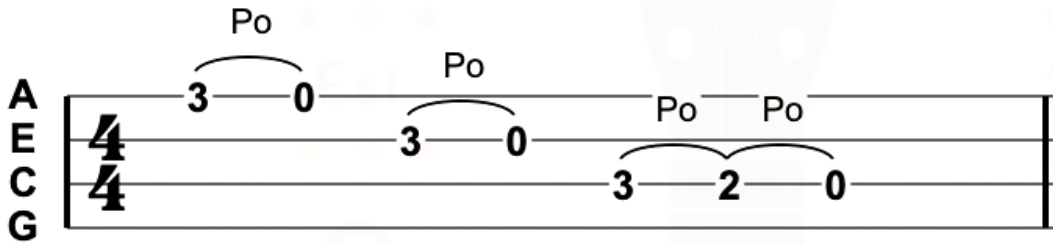
Pentatonic scale diagram for the key of C, showing fret numbers for strings A, E, C, G and corresponding notes: A, C, D, E, G, A.



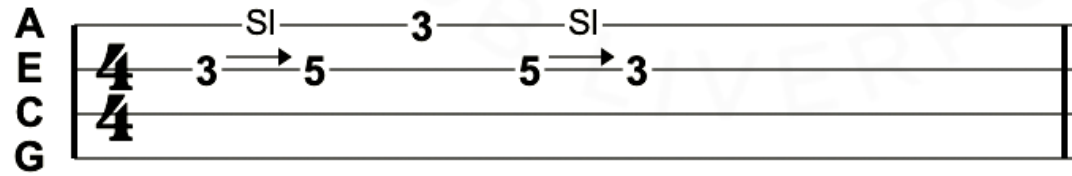
HAMMER ON LICK



PULL OFF LICK



SLIDE LICK



BEND LICK

