




# UCL ONLINE | MR SANDMAN | INTRO – VERSE 2 | BAR 25 – 32

This time try adding in some ornamental notes in between each of the vocal phrases as illustrated below in red. In bar 32 you can try adding some advanced style strumming techniques as follows:

- The fake flamenco strum is represented by the following symbol: 
- The vibrato strum which is represented by this symbol: 

Note that the 1<sup>st</sup> two syllables for the word “Mister” fall at the end of bar 27 as illustrated to the right:



25 Cmaj7  
Sand - man

26 B7  
bring me a dream

27 E7+5  
Make them the out - est that

28 A7+5  
I've ev - er seen

29 Bm7  
Give them the word that

30 G7  
I'm not a ro - ver

31  
and tell them that their lone - some

32 Ab7 (2) G7 (2)  
nights are ov - er

