



QUE SERA SERA
 [SONG STRUCTURE]

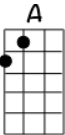
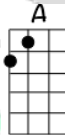
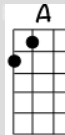
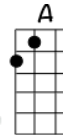
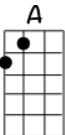
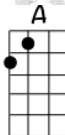
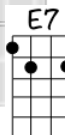
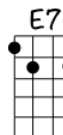
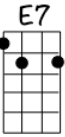
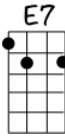


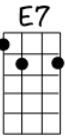
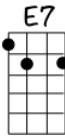
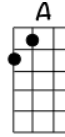

"Que Sera Sera" is a classic song written in 1956 by Jay Livingston and Ray Evans. It was famously introduced in Alfred Hitchcock's movie *The Man Who Knew Too Much*, where it was sung by Doris Day. This song has a timeless, gentle melody that makes it a great choice for ukulele players.

Understanding the Rhythm: 3/4 Time Signature This song is in **3/4 time**, meaning there are three beats per measure. This rhythm is often referred to as the **waltz feel**, making it different from the more common 4/4 strumming patterns. When playing on the ukulele, you can emphasize the first beat of each measure to create that distinct waltz groove (e.g., Down – Down Up – Down)

Anacrusis: The Pickup Notes: "Que Sera Sera" also begins with an **anacrusis** (also known as a pickup measure). This means that the first lyric starts before the first strong beat of the song. Instead of starting directly on beat one, you'll play the first few words leading into the downbeat.

"When I was" .. (the down beat come in on the word 'just')

VERSE SECTIONS:

 A 1 + 2 + 3 + ↓ ↓ ↑ ↓	 A 1 + 2 + 3 + ↓ ↓ ↑ ↓	 A 1 + 2 + 3 + ↓ ↓ ↑ ↓	 A 1 + 2 + 3 + ↓ ↓ ↑ ↓
 A 1 + 2 + 3 + ↓ ↓ ↑ ↓	 A 1 + 2 + 3 + ↓ ↓ ↑ ↓	 E7 1 + 2 + 3 + ↓ ↓ ↑ ↓	 E7 1 + 2 + 3 + ↓ ↓ ↑ ↓
 E7 1 + 2 + 3 + ↓ ↓ ↑ ↓	 E7 1 + 2 + 3 + ↓ ↓ ↑ ↓	 E7 1 + 2 + 3 + ↓ ↓ ↑ ↓	 E7 1 + 2 + 3 + ↓ ↓ ↑ ↓
 E7 1 + 2 + 3 + ↓ ↓ ↑ ↓	 E7 1 + 2 + 3 + ↓ ↓ ↑ ↓	 A 1 + 2 + 3 + ↓ ↓ ↑ ↓	 A 1 + 2 + 3 + ↓ [Single Strum]



The chorus begins with "Que Se" (the down beat come in on the word sera on the 'ra' syllabul)

The chord sequence is different from the verse and starts with an open D major which is introduced into the song for the first time before returning to four bars of A7 and E7 followed by four bars of E7 and ending on A7 with a single strum.

CHORUS SECTIONS:

 D_(open) 1 + 2 + 3 + ↓ ↓ ↑ ↓	 D_(open) 1 + 2 + 3 + ↓ ↓ ↑ ↓	 D_(open) 1 + 2 + 3 + ↓ ↓ ↑ ↓	 D_(open) 1 + 2 + 3 + ↓ ↓ ↑ ↓
 A 1 + 2 + 3 + ↓ ↓ ↑ ↓	 A 1 + 2 + 3 + ↓ ↓ ↑ ↓	 A 1 + 2 + 3 + ↓ ↓ ↑ ↓	 A 1 + 2 + 3 + ↓ ↓ ↑ ↓
 E7 1 + 2 + 3 + ↓ ↓ ↑ ↓	 E7 1 + 2 + 3 + ↓ ↓ ↑ ↓	 E7 1 + 2 + 3 + ↓ ↓ ↑ ↓	 E7 1 + 2 + 3 + ↓ ↓ ↑ ↓
 A 1 + 2 + 3 + ↓ ↓ ↑ ↓	 A 1 + 2 + 3 + ↓ ↓ ↑ ↓	 A 1 + 2 + 3 + ↓	N.C. [No chord] The vocals of the next verse will start here

OUTRO SECTION: Instead of playing the last line as shown above, the outro ends with an extra bar of single strums, 2 x A's followed by one E7, then an extra single strum in the last bar to end:

 A 1 + 2 + 3 + ↓ ↓ ↑ ↓	 A 1 + 2 + 3 + ↓ ↓ ↑ ↓	 A 1 + 2 + 3 + ↓	 A 1 + 2 + 3 + ↓
		 A 1 + 2 + 3 + ↓	 A 1 + 2 + 3 + ↓
		 E7 1 + 2 + 3 + ↓	 E7 1 + 2 + 3 + ↓
		 A 1 + 2 + 3 + ↓	 A 1 + 2 + 3 + ↓