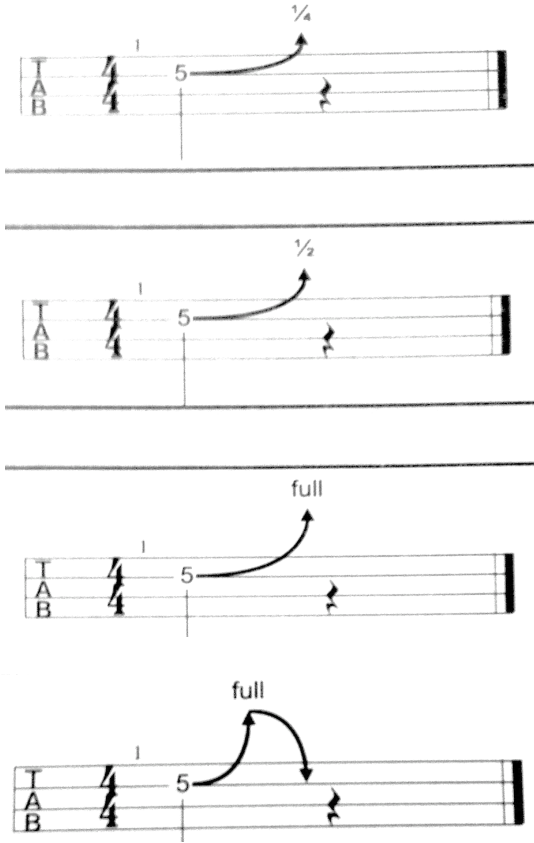





SOLO TECHNIQUES

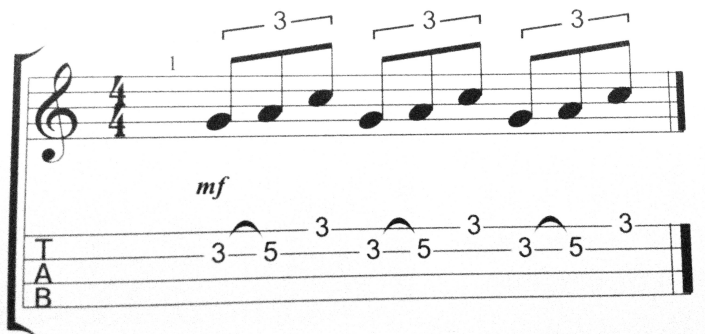
BENDS: Bending a note means to pluck the note and bend the string either upwards or downwards to reach an alternative note without having to pluck twice. Here are some types of bends which are illustrated by a curved line with a small arrow head:




SLIDES: A Slide is when you pluck one note and slide your finger to an alternative note on another fret. They are illustrated by an ascending or descending line between the notes and a curved joining line underneath the two notes.



HAMMER-ON: A hammer-on is when you pluck one note with your index finger and hammer down with your middle, ring or pinky on the desired note above the pitch of the 1st note. They are illustrated by a small curve above the two notes as follows:



VIBRATO: A Slide is when you pluck one note and slide your finger to an alternative note on another fret. They are illustrated by an ascending or descending line between the notes and a curved joining line underneath the two notes.



PULL OFF: A pull-off has the opposite effect of a hammer on. You literally pull your finger off the string after plucking the first note. They are also illustrated by a small curve above the two notes although the 1st note will be a higher pitch than the second note.

