

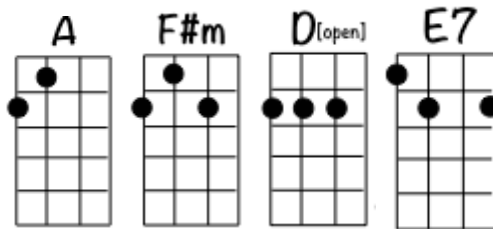


STAND BY ME

[BEN E. KING]

TEMPO: 116BPM

1 + 2 + 3 + 4 +
↓ X ↑ ↑ X ↑



INT. (WITH RIFF) [A] [A] [F#m] [F#m] [D] [E7] [A] [A] x2

v1. When the [A] night, has come, [F#m] and the land is dark
And the [D] moon, is the [E7] only, light we'll [A] see

v2. No I [A] won't, be afraid, no I [F#m] won't, be afraid
Just as [D] long, as you [E7] stand, stand [A] by me

CH. And darling, darling, [A] stand by me, oh [F#m] stand by me
[D] Stand by me, [E7] stand by me [A]

v3. If the [A] sky, that we look upon, [F#m] should tumble and fall
And the [D] mountain, should [E7] crumble, to the [A] sea

v4. I won't [A] cry, I won't cry, no I won't [F#m] shed a tear
Just as [D] long, as you [E7] stand, stand by [A] me

CH. And darling, darling, [A] stand by me, oh [F#m] stand by me
[D] Stand by me, [E7] stand by me [A]

SOLO. [A] [A] [F#m] [F#m] [D] [E7] [A] [A] x2

CH. Whenever you're in trouble won't you [A] stand by me
Oh [F#m] stand by me, [D] Stand by me, [E7] stand by me [A]

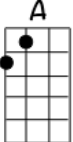
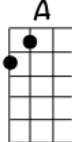
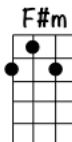
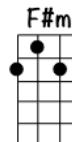
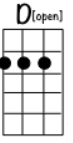
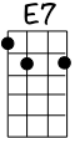


OUT. Darling, darling, [A] stand by me, oh [F#m] stand by me
[D] Stand by me, [E7] stand by me [A] (cha cha cha)






SONG STRUCTURE

This song has an 8-chord sequence that repeats throughout the entire song (STROPHIC FORM). The strumming pattern contains a 'CHUCK STRUM' which means that you mute the strings on the 'X' beats as follows:

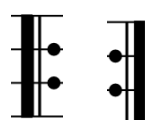
 A 1 + 2 + 3 + 4 + ↓ X ↑ ↑ X ↑	 A 1 + 2 + 3 + 4 + ↓ X ↑ ↑ X ↑	 F#m 1 + 2 + 3 + 4 + ↓ X ↑ ↑ X ↑	 F#m 1 + 2 + 3 + 4 + ↓ X ↑ ↑ X ↑
 D_(open) 1 + 2 + 3 + 4 + ↓ X ↑ ↑ X ↑	 E7 1 + 2 + 3 + 4 + ↓ X ↑ ↑ X ↑	 A 1 + 2 + 3 + 4 + ↓ X ↑ ↑ X ↑	 A 1 + 2 + 3 + 4 + ↓ X ↑ ↑ X ↑

There is a RIFF that you can add into the song for the intro and verses which is tabbed out like this:

The squiggly lines represent rests where no notes are played and last for a quarter beat.

The small square sitting on the C string at the start is another type of rest that lasts for a half note.



The two dots at the end of the phrase mean you go back and repeat the section from the two dots that start at bar no 2. They are called begin repeat and end repeat.