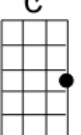
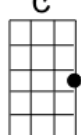
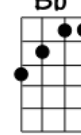
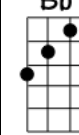
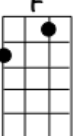
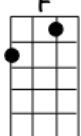
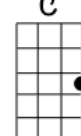

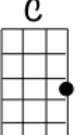
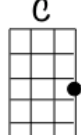
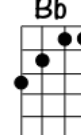
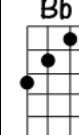
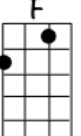
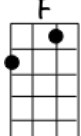
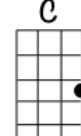



  
**SWEET CHILD O MINE**  
 [SONG STRUCTURE L2]

**INTRO SECTION:** Play nothing for the 1<sup>st</sup> 8 bars, then come in for the second 8 bars with a fast Down Up Down motion that starts just before the bar kicks in, on the + of the 4<sup>th</sup> beat of the previous bar. Note how the rhythm changes in the final two bars of this section. This should be played as a crescendo, meaning start the pattern of lightly and end loudly by the last two downbeats.

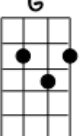
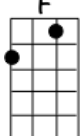
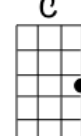

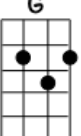
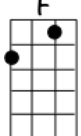
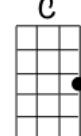
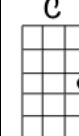
 <b>C</b> 1 + 2 + 3 + 4 ↓ ↑ ↓	 <b>C</b> 1 + 2 + 3 + 4 ↓ ↑ ↓	 <b>Bb</b> 1 + 2 + 3 + 4 ↓ ↑ ↓	 <b>Bb</b> 1 + 2 + 3 + 4 ↓ ↑ ↓
 <b>F</b> 1 + 2 + 3 + 4 ↓ ↑ ↓	 <b>F</b> 1 + 2 + 3 + 4 ↓ ↑ ↓	 <b>C</b> 1 + 2 + 3 + 4 + ↓ ↑ ↓ ↑ ↓ ↑ ↓ ↑	 <b>C</b> 1 + 2 + 3 + 4 + ↓ ↑ ↓ ↑ ↓ ↓

**VERSE SECTIONS:** All verse sections contain two bars of each chord and are played with the calypso strum, until you get to the final bar. Again, play the last two downbeats with some gusto.

 <b>C</b> 1 + 2 + 3 + 4 + ↓ ↓ ↑ ↑ ↓ ↑	 <b>C</b> 1 + 2 + 3 + 4 + ↓ ↓ ↑ ↑ ↓ ↑	 <b>Bb</b> 1 + 2 + 3 + 4 + ↓ ↓ ↑ ↑ ↓ ↑	 <b>Bb</b> 1 + 2 + 3 + 4 + ↓ ↓ ↑ ↑ ↓ ↑
 <b>F</b> 1 + 2 + 3 + 4 + ↓ ↓ ↑ ↑ ↓ ↑	 <b>F</b> 1 + 2 + 3 + 4 + ↓ ↓ ↑ ↑ ↓ ↑	 <b>C</b> 1 + 2 + 3 + 4 + ↓ ↓ ↑ ↑ ↓ ↑	 <b>C</b> 1 + 2 + 3 + 4 + ↑ ↓ ↑ ↓ ↓

**SOLO SECTION:** Played same as the verse section but with a half chuck strum x2: 1 + 2 + 3 + 4 +  
 ↓ X ↑ ↑ ↓ ↑

**CHORUS SECTIONS:** The chord sequence changes here and combines single strums with the calypso rhythm as follows:

 <b>G</b> 1 + 2 + 3 + 4 + ↓	 <b>F</b> 1 + 2 + 3 + 4 + ↓	 <b>C</b> 1 + 2 + 3 + 4 + ↓ ↓ ↑ ↑ ↓ ↑	 <b>C</b> 1 + 2 + 3 + 4 + ↓ ↓ ↑ ↑ ↓ ↑
 <b>G</b> 1 + 2 + 3 + 4 + ↓	 <b>F</b> 1 + 2 + 3 + 4 + ↓	 <b>C</b> 1 + 2 + 3 + 4 + ↓ ↓ ↑ ↑ ↓ ↑	 <b>C</b> 1 + 2 + 3 + 4 + ↓ ↓ ↑ ↑ ↓ ↑

**OUTRO SECTION:** Play the same as above but with single strums on the final C chord in bar 7.